

CALI Tutor

Phase 1

Features including POC:


A/V Features

1. Enhanced video capturing & processing through tablet/phone camera for following results:

1. Modes: Auto adjustment of camera zoom for Face Mode (student view)/Portrait Mode (teacher view), Wide Mode (class room)




2. Face-Lit: (enhanced lightening concentration on face to light it up through flash or through camera light exposure or both)




3. Use face as face-recognition based login to account for both students & teacher and for class roll-call verification



4. Track face & movements to do identity and presence verification even when video view is turned off



5. Track eyes/face (directed at screen at certain angles) to do active attention verification



6. Live video filtering/noise cancellation: Remove any other human or objects except the registered user face/portrait from the background and apply filter)



7. Live audio filtering/noise cancellation (Cancel any other voice in the background except registered student/teacher voice)
8. Collaborative screen share (student teacher can both interact and write on shared screen, writing style (pencil, marker), basic shapes, erase, delete the whole writing, pointer (color dotted cursor that can be moved with finger, trackpad and visible to other students/ teacher)
9. Grouping
 1. Private Audio - TalkGossip (audio within audio - multiple audio streams)
Select specific students in class to create an audio group and talk to all of them directly and privately. To talk to the group students press and hold the icon (walkie talkie way), teacher and other students voice should be muted as soon as walkie talkie icon is pressed to talk.
 2. Private Video - VisualGossip
Select specific students in class to create a video group and talk to all of them directly and privately. To talk to the group students press and hold the icon (walkie talkie way), teacher and other students voice should be muted as soon as walkie talkie icon is pressed to talk.
 3. Private Text - TextualGossip
Select specific students in class to create a group and exchange textual messages with all of them directly and privately.
10. Activity Dashboard. Live show of noise levels from a specific student during commencement of class session to teacher: when he is typing when not expected, speaking when not expected, turning face away when not expected, engaging in conversation when not expected and with someone not expected

Application Features

1. Teachers & students both can login to application on their device with their credentials (student ID/password)
2. An online video session can be initiated according to session timetable.
3. All the permitted students can join their teacher in this Anademy audio/video session.
4. Teacher can monitor a view screen to see all the students at once.
5. Teacher can enlarge any student's view to focus his/her video
6. Students will see a main and focused view of teacher
7. Teacher can mute any student.
8. Teacher can choose permanent mute (no student can talk), TapTalk mute (students can only talk by pressing and holding icon to a) whole class can hear b) only teacher can hear, non-mute (normal) at the start of session or anytime between session
9. Teacher can turn off video of any student.
10. Session can be closed by teacher.
11. Student can mute/turn off video
12. Student can raise hands
13. Private talk to teacher (press tap to talk)
14. Teacher can create or modify a subject session schedule and add students using (student-id/email-id) and notify email/sms notifications automatically
15. Student: One login, one universal student ID, one schedule, joining session within app through code (teacher-id+session-id)
16. Tutor: One login, universal tutor ID, multiple session schedules, adding student in session through student id (student-id/email-id)
17. Session access restricted and conditional with fee payment (payment integration)
18. Students assignment submission bag and report card/result view)
19. Teachers assignment creation/text description with document upload option) and checking view
20. Parents view for child's schedule, participation metrics, fee status and payment and report card (with link to each corresponding assignment submitted by student), invoicing/billing

21. Billing/payment/schedule dispute report (per class session wise - delayed start/cancelled/short-timed)
22. Automated billing (@ rate/hour & total session hours per scheduled sessions) and invoice submission to parents
23. Student/tutor complaint submission (by tutor, by parents, by student)
24. Phase 1: Web App/Browser Shell Based Desktop/Mobile App
Phase 2: Native Mobile App/ Tablet App (Android/iOS)